

MYANMAR



**TOTAL
PEOPLE IN NEED**
21.9M

Original HNRP
19.9M
Earthquake (Additional)
2M



**TOTAL
PEOPLE TARGETED**
6.7M

Original HNRP
5.5M
Earthquake (Additional)
1.1M



FUNDING REQUIRED
\$1.4B

Original HNRP
\$1.1B
Earthquake
\$275M



PEOPLE REACHED
5M (75%)



PARTNERS
356



FUNDING RECEIVED¹
\$329M (23%)

Photo: UNICEF

HUMANITARIAN NEEDS AND RESPONSE PLAN 2025

QUARTER THREE DASHBOARD (JAN - SEP 2025)

OVERVIEW

By the end of the third quarter of 2025, humanitarian partners had reached **75 per cent of the targeted population (5 million people)** at least once, reflecting continued operational expansion despite severe underfunding and access constraints. While assistance was not delivered at the planned depth, quality, or frequency, the overall scale of reach underscores the humanitarian community's adaptability in a rapidly evolving crisis. The cumulative reach increased substantially from 3.6 million people in Q2 to over 5 million by end-Q3, demonstrating both improved access and enhanced coordination. The response was guided by the 2025 Humanitarian Needs and Response Plan (HNRP) and its earthquake flash addendum, which together address the needs of 21.9 million people in need of humanitarian assistance nationwide.

ANALYSIS OF REACH

A notable achievement was the increased coverage of internally displaced people (IDPs), with 1.7 million reached, reflecting intensified efforts to assist the most vulnerable — especially in Kachin, Northwest, Kayah and Shan where between 81 and 103 per cent of the total people targeted were reached. Beyond displaced populations, 2.9 million other crisis-affected people also received assistance, underscoring the widening humanitarian footprint across conflict- and earthquake-affected regions.

The third quarter saw notable gains across the WASH, Protection, and Food Security Clusters, which together reached the highest number of people

KEY ACHIEVEMENTS BY CLUSTER

CLUSTER	PEOPLE IN NEED	PEOPLE TARGETED	PEOPLE REACHED	WOMEN	% CHILDREN, ADULTS, ELDERLY (<18yrs, 18-59yrs, 60+yrs)	FUNDING REQUIRED (US\$)	FUNDING RECEIVED (US\$) ¹
 EARLY RECOVERY		1.7M <div><div></div></div>	19% 314K			34M <div><div></div></div>	1% 0.4M
 EDUCATION	6.5M	1.4M <div><div></div></div>	53% 775K	52%	80% 20% 0%	103M <div><div></div></div>	10% 10.3M
 FOOD SECURITY	15.5M	2.5M <div><div></div></div>	59% 1.4M	52%	30% 58% 12%	306M <div><div></div></div>	19% 59.4M
 HEALTH	13.5M	2.9M <div><div></div></div>	56% 1.6M	63%	27% 62% 11%	146M <div><div></div></div>	33% 47.7M
 NUTRITION	3.3M	935K <div><div></div></div>	45% 424K	58%	79% 21% 0%	68M <div><div></div></div>	10% 6.9M
 PROTECTION	15.4M	4.6M <div><div></div></div>	65% 3M	52%	32% 56% 12%	185M <div><div></div></div>	21% 39.3M
 Protection	12.9M	4.3M <div><div></div></div>	30% 1.3M	52%	32% 56% 12%		
 Child Protection	9M	2.4M <div><div></div></div>	36% 869K	52%	32% 56% 12%		
 Gender Based Violence	9M	2.1M <div><div></div></div>	22% 466K	52%	32% 56% 12%		
 Mine Action	7.6M	1.3M <div><div></div></div>	26% 352K	52%	32% 56% 12%		
 SHELTER/NFI/CCCM	9.3M	3.2M <div><div></div></div>	38% 1.2M	52%	32% 56% 12%	249M <div><div></div></div>	7% 16.9M
 WASH	10M	3.3M <div><div></div></div>	59% 1.9M	52%	35% 57% 8%	204M <div><div></div></div>	9% 18.6M
 MULTI-PURPOSE CASH		2.4M <div><div></div></div>	74% 1.8M			103M <div><div></div></div>	12% 12.5M
 COORDINATION AND COMMON SERVICES						12M <div><div></div></div>	39% 4.5M
 CLUSTER NOT SPECIFIED							112.7M
 LOGISTICS						3M <div><div></div></div>	1% 40K
TOTAL	21.9M	6.7M	75% 5M	54%	37% 53% 10%	1.4B	23% 329M

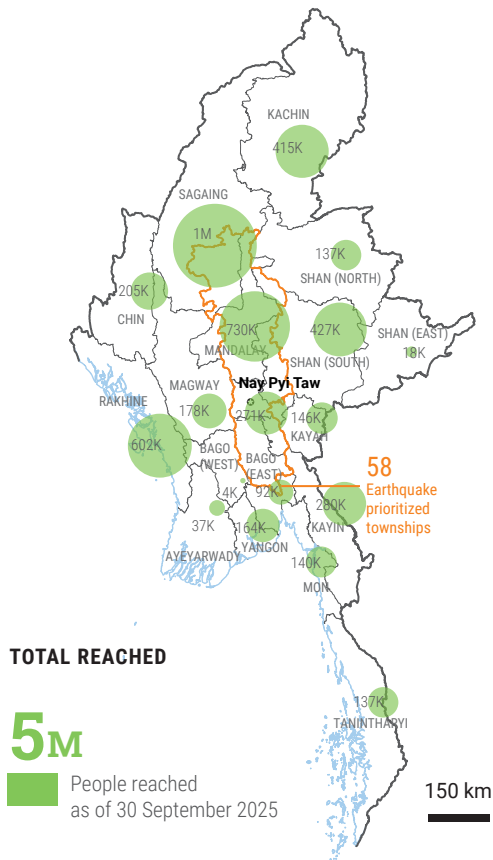
¹ Based on FTS records as of 30 September 2025. For more information, please visit www.unocha.org | <https://reliefweb.int/country/mmr> | <https://www.facebook.com/OCHAMyanmar>

MYANMAR: HUMANITARIAN NEEDS AND RESPONSE PLAN 2025

QUARTER THREE DASHBOARD (JAN - SEP 2025)

nationwide. The WASH Cluster reached 1.9 million people (59 per cent of target) through safe water provision, emergency latrine construction, and hygiene promotion in both earthquake- and conflict-affected areas – a sharp rise from Q2. The Protection Cluster reached nearly 3 million people (65 per cent of target) across its sub-sectors, including Child Protection, Gender-Based Violence, and Mine Action, through expanded community networks, psychosocial support, and awareness campaigns. The Food Security Cluster assisted 1.4 million people (59 per cent of target) through emergency food distributions and livelihood recovery support. In parallel, the Health Cluster reached 1.6 million people (56 per cent of target) through mobile clinics, health promotion, and disease outbreak control; Shelter/NFI/CCCC supported 1.3 million with emergency shelter materials and housing repairs; Education partners assisted 774,000 learners (53 per cent of target) through temporary learning spaces and materials; and Nutrition Cluster partners reached 424,000 people (45 per cent of target) through screening, supplementary feeding, and targeted nutrition support.

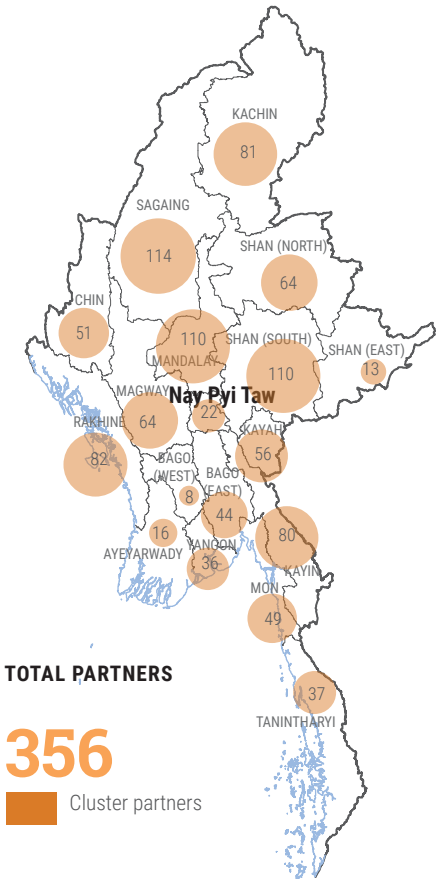
PEOPLE REACHED BY STATE/REGION



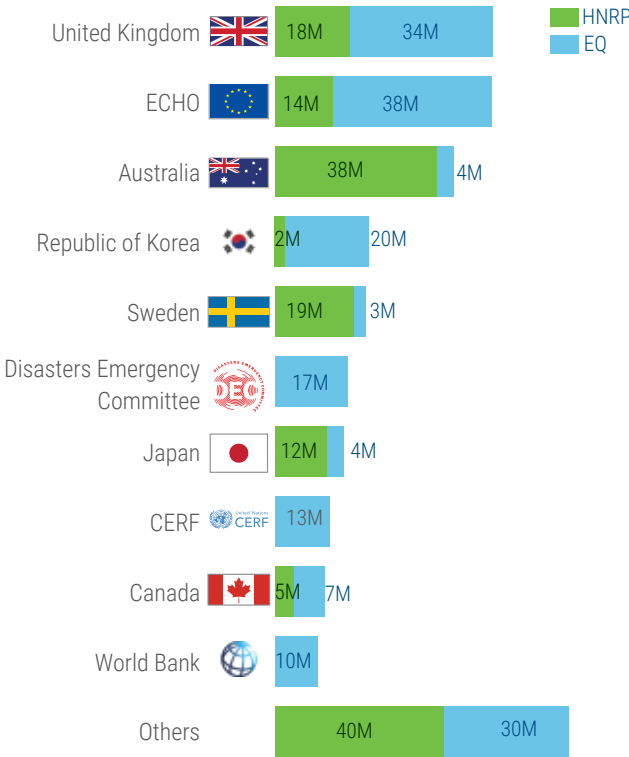
Humanitarian partners also maintained a strong focus on women and girls (54 per cent of all people reached) and children under 18 (37 per cent). Persons with disabilities accounted for 452,000 (nearly 10 per cent of those assisted), demonstrating continued commitment to inclusivity and equitable access. These achievements highlight not only the breadth of reach but also the humanitarian community's commitment to reaching populations at greatest risk of exclusion, despite the limited funding envelope that constrained the regularity and comprehensiveness of support.

As of 30 September 2025, the HNRP remained underfunded at 23 per cent (USD 418 million of USD 1.4 billion required) a slight improvement from mid-year but still far below operational needs. Funding shortfalls remained one of the greatest constraints to sustaining humanitarian operations. Most clusters reported inadequate multi-month funding and severe

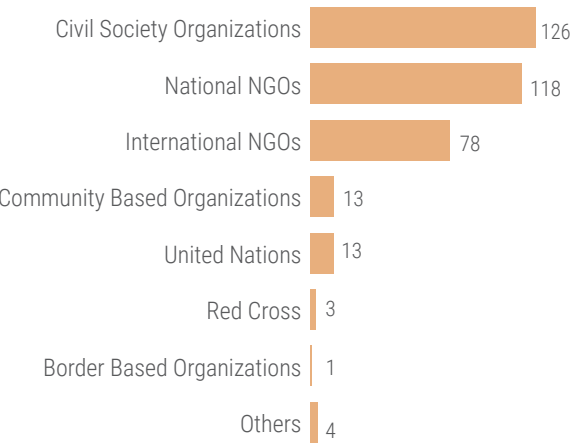
PARTNERS BY STATE/REGION



FUNDING BY DONOR (US\$) as of 30 September 2025



HUMANITARIAN PARTNERS BY TYPE



MYANMAR: HUMANITARIAN NEEDS AND RESPONSE PLAN 2025

QUARTER THREE DASHBOARD (JAN - SEP 2025)

supply-chain disruption. Nonetheless, early preparedness and pre-positioning of relief stocks in key operational hubs mitigated the impact of monsoon-related disruptions.

Humanitarian partners emphasize that the reported reach reflects individuals who received at least one form of assistance – whether direct relief, service provision, or information-based support. Out of the 5 million people reached, approximately 1.2 million benefited primarily from awareness-raising activities, including risk communication, protection messaging, hygiene promotion, and community advocacy. These activities, while vital for resilience and accountability, also highlight the resource constraints that limit the delivery of sustained, multi-sectoral support.

Looking ahead to the final quarter of the year, partners will prioritize crisis response, seasonal preparedness, and restoration of basic services and livelihoods in earthquake- and conflict-affected areas. Strengthening local coordination capacity and community-based networks will remain central to maintaining operational continuity amid ongoing insecurity and access constraints. Humanitarian partners will also continue to expand accountability mechanisms, ensuring that affected people – including women, persons with disabilities, and other marginalized groups – are able to meaningfully influence and provide feedback on the humanitarian response.

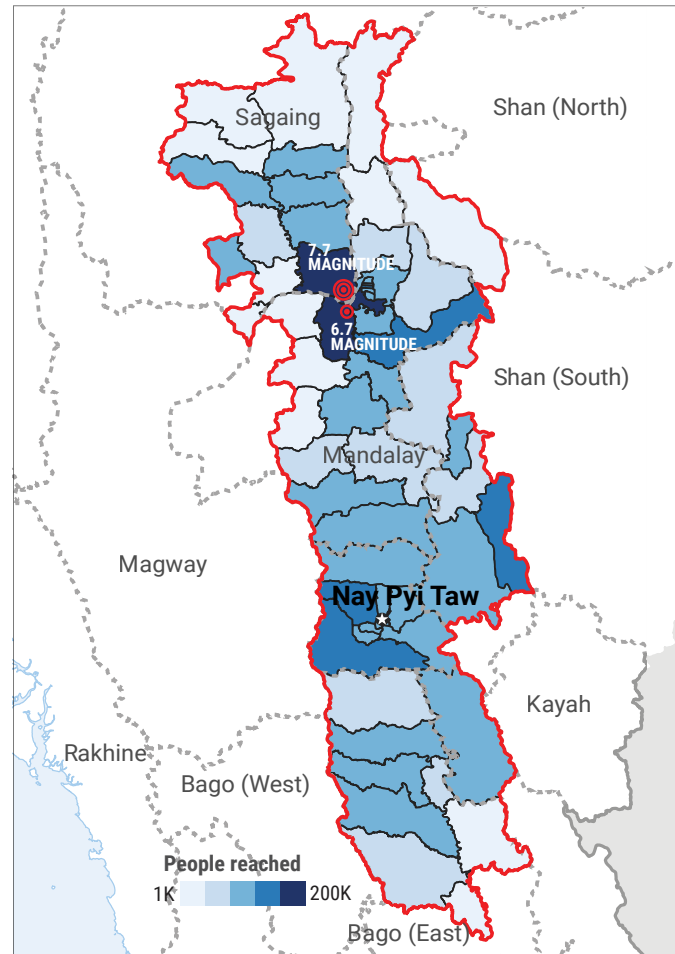
“While over 5 million people received at least one form of humanitarian assistance in Q3, many did not receive it at the depth, quality, or frequency originally envisioned due to the severe funding shortfall.”

Despite access and funding constraints, sectoral response was significant.

- Early Recovery:** 66,000 buildings were assessed for earthquake and conflict-related damage. Nearly 94,000 metric tons of debris were safely removed, reducing safety risks for affected households.
- Education:** 220,000 children and youth accessed safe, relevant non-formal education opportunities. 307,000 learners and teachers received individual learning materials.
- Food Security:** Nearly 1.4 million people received emergency food rations and livelihood support.
- Health:** 1.5 million people benefited from life-saving health services, financial support for health, and health promotion campaigns.

- Nutrition:** Assistance reached 424,000 people needing nutrition items, treatment and counselling.
- Protection:** Services were delivered to 3 million people – 64 per cent of the annual target—including child protection, gender-based violence response and mine action
- Shelter/NFI/CCCM:** 1.2 million people received emergency shelter kits, non-food items and shelter repair/rehabilitation assistance.
- Water, Sanitation, and Hygiene (WASH):** 1.9 million people were reached with safe water, emergency latrines, and hygiene items in earthquake and conflict-affected areas.

EARTHQUAKE RESPONSE BY TOWNSHIP



KEY FIGURES BY POPULATION GROUP

- Internally displaced persons (IDPs)**
 - 4M people in need
 - 3M people targeted
 - 1.7M people reached
- Non-displaced stateless people**
 - 386K people in need
 - 328K people targeted
 - 181K people reached
- Returned, resettled and locally integrated IDPs**
 - 447K people in need
 - 325K people targeted
 - 202K people reached
- Other crisis-affected people with humanitarian needs**
 - 17M people in need
 - 2.9M people targeted
 - 2.9M people reached

EARTHQUAKE RESPONSE BY CLUSTER

CLUSTER	PEOPLE TARGETED	PEOPLE REACHED	
EARLY RECOVERY	1.7M	314K	19%
EDUCATION	298K	95K	32%
FOOD SECURITY	901K	499K	55%
HEALTH	453K	345K	76%
NUTRITION	312K	52K	17%
PROTECTION	1.1M	712K	63%
Protection	1M	419K	40%
Child Protection	519K	144K	28%
Gender Based Violence	361K	137K	38%
Mine Action	574K	12K	2%
SHELTER/NFI/CCCM	1.1M	452K	43%
WASH	1.3M	916K	72%
MULTI-PURPOSE CASH	912K	718K	79%
TOTAL	1.8M	1.5M	84%